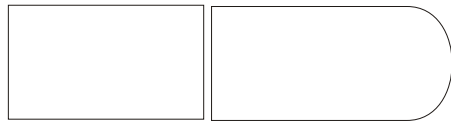






Stitch out all the parts.
Make sure to use the mirrored
panels for the side and runners.

Stitch the center panels together as
shown



Next sew the center
to the side. I used a whip
stitch and eased the panel
around the shape of the
sleigh. Do this to both sides



Next stitch the runners on
both sides.
Rinse and shape.
Allow to dry for 24 hours.

