






First stitch out the small butterfly wings. Then stitch the main part of the sun catcher. Stitch the butterfly on the main part of the sun catcher but stop before it stitches the body of the butterfly.



Pin the smaller butterfly over the top of the butterfly on the main sun catcher. Return to the machine and stitch the body over the top of the small wings. This attaches the butterfly together. Finish stitching the sun catcher.



Pin the smaller butterfly over the top of the butterfly on the main sun catcher. Return to the machine and stitch the body over the top of the small wings. This attaches the butterfly together. Finish stitching the sun catcher.